

# Odour Buster™ natural performance

## YOU ARE TRYING ODOUR BUSTER NATURAL PERFORMANCE FOR THE FIRST TIME?

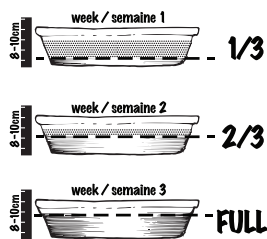
To help you – and your cat –  
we prepared some tips for you!



### HOW TO INTRODUCE YOUR CAT TO HIS NEW ODOUR BUSTER LITTER

Cats are creatures of habit and generally do not enjoy sudden changes. Help your cat accept his new litter by introducing him to it gradually.

- Use the same box that your cat already knows and loves and place it in its usual location.
- Fill his box with approximately 1/3 Odour Buster and 2/3 of your cat's usual litter.
- Increase the amount of new litter gradually to promote acceptance.



### BE PATIENT


If you are transitioning from a clay-based litter such, as Odour Buster Original, to Odour Buster Natural Performance, your cat might need some additional time to adjust to this new texture. Be patient with your cat and reward him when he uses the new litter!



### HOW OFTEN DO I SHOULD I SCOOP?

No one likes a dirty bathroom – especially your cat.


We recommend removing clumps daily for the comfort of your cat. Also, regular scooping can prolong the life of your Odour Buster litter – the remaining litter stays clean and attractive for your cat.



### HOW TO DISPOSE OF SOILED LITTER

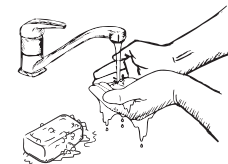
Odour Buster Natural Performance can be composted, thrown in the garbage, or even flushed. We encourage you to check with your municipality to know if they accept litter in the compost or sewers to be sure!

Caution should always be exercised when flushing anything down the toilet. **We recommend only disposing of 1 clump at a time.**



### ALWAYS WASH YOUR HANDS


Always wash your hands and forearms thoroughly after handling soiled litter.



### HOW OFTEN SHOULD I DO A FULL LITTER BOX CLEANUP?


It is recommended to wash your cat's litter box with a mild soap once per month.

- Scoop your cat's waste and save the remaining, clean, litter in a bucket.
- Wash the box with mild soap and dry it well.
- Return the saved litter to the box. Top up with fresh litter as needed.



### WHEN IS IT TIME FOR A NEW BOX?

Replace the box when it starts to retain odour even after washing it with soap, or if it becomes excessively scratched.



### THE GOLDEN RULE

One litter box per cat plus one!  
If you have two cats, you should ideally have three litter boxes.

